

Runners' Registration



Registration for Athlete Bib Voucher

Please complete the following steps from the "Osaka Marathon 2024 Runner Registration Guide" email.

● The pre-registration completion screen

1 Confirmation of registration information

Please enter your e-mail address and date of birth. Next, confirm Athlete Bib No., Name, and Event

2 Enter emergency contact information

Please enter the name, relationship, and phone number on the day of the event as the "Emergency Contact".

3 Confirm the agreements and Health Checklist

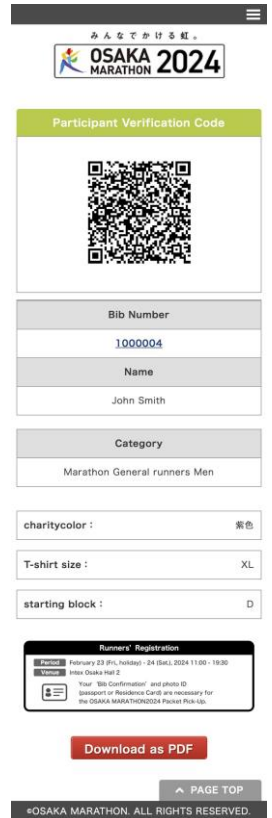
4 Click "I agree" to "I will abide by the contents of the agreements .

5 Confirm the information you entered.

Please make sure that the information you entered is correct, and click "Enter".

6 Confirmation of the athlete bib voucher

Pre-registration is complete., please go to the identification desk and present the QR code and identification documents On the day of the runner registration.



※ The screen is for illustration purposes only.



Identification document check

Identification documents must be presented at the runner registration desk.

Please check the list below and remember to bring this!

Documents requiring only one form for confirmation:
Personal Number Card (My Number Card), Driver's License, Driving Record Certificate, Passport, Basic Resident Registration Card (with photo), Special Permanent Resident Certificate, Resident Card, Physical Disability Certificate, Mental Disability Certificate, Rehabilitation Certificate

or

Documents requiring two forms (A + B) for confirmation:	
A (With photo)	Certificate issued by a corporation (employee ID card, etc.), student ID card, credit card, Taspo
B Documents issued by public institutions	Health insurance card, nursing care insurance card, national pension book, basic resident register card (without photo), certificate of residence

OSAKA MARATHON 2024

Date and Time

February 23 (Fri., holiday) and 24 (Sat.) 11:00-19:30

- ※ There will be no registration on the day of the event.
- ※ No registration will be accepted after the above time, even if public transportation is delayed. Please arrive well in advance.

Venue

INTEX Osaka Bldg. 2

【Address】1-5-102 NANKO-Kita, Suminoe-KU, Osaka City
 【Access】COSMOSQUARE Station, Osaka Metro Chuo Line
 Osaka Metro New Tram Trade Center Station/ NAKAFUTO Station.

Pick up Flow



Attachment of Seven Colors Security Band

● In order to prevent terrorist attacks (i.e., intrusion of suspicious persons) and substitute runners, we ask for your understanding and cooperation that all runners will be required to identify themselves and wear Seven colors security bands at the time of registration.

● Please understand that the seven colors security band cannot be removed from the time of registration the day before or two days before the race until the day of the race.

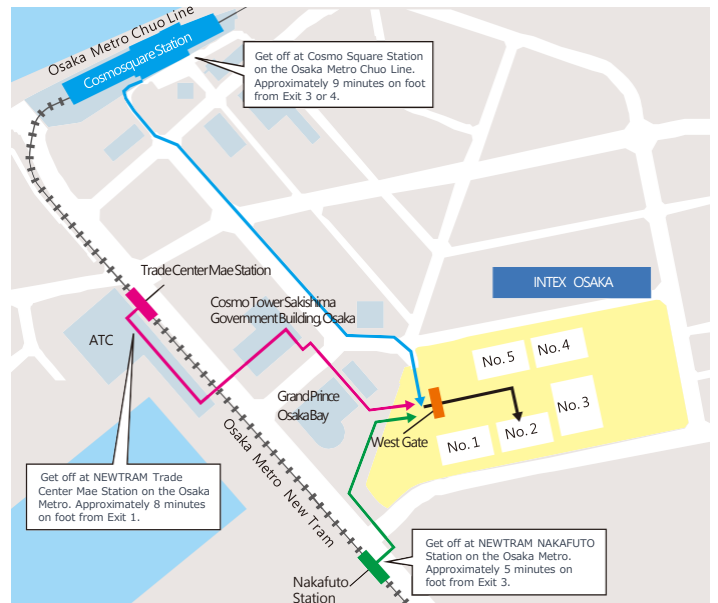
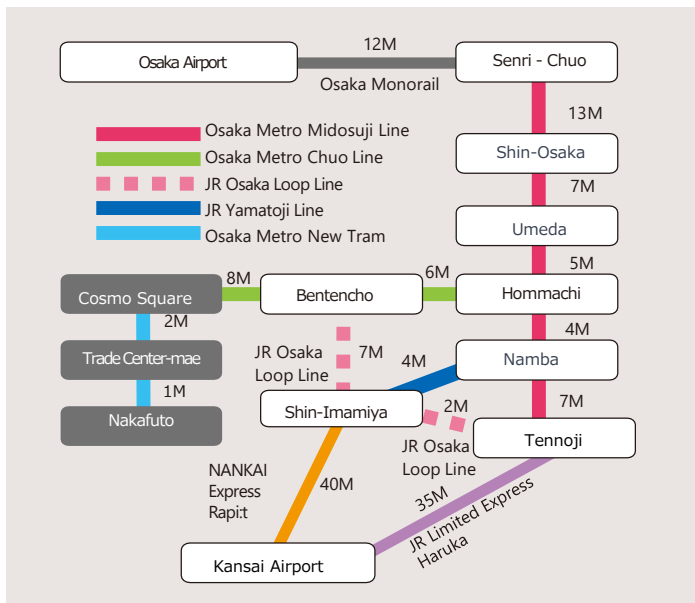
*The color will be the charity color selected at the time of entry.



Notes

- ※ Registration on behalf of the runner by someone other than the participant (even with a proxy letter) is not allowed.
- ※ Running Partner will be accompanied by a runner due to a disability must bring their Physical Disability Certificate, Mental Disability Certificate, or Rehabilitation Certificate. Please bring your physical disability certificate, mental disability certificate, or rehabilitation certificate to the registration desk together with the accompanying runner.
- ※ Running Partner are requested to pick up their Partner numbers at the "Help Desk."
- ※ No entry fee receipt will be issued at the registration desk.
 Please use your credit card statement or invoice issued by your credit card company as a receipt.

Access



◎ Estimated travel time to Cosmo Square Station by train










◎ Estimated travel time to major stations by airport bus

Umeda, Namba	40M	Cosmo Square Station
Shin-Osaka	45M	
Osaka Airport	1H 30M	
Kansai Airport	1H 45M	

Osaka Itami Airport	25M	Shin-Osaka
Osaka Itami Airport	30M	Umeda
Osaka Itami Airport	30M	Namba






※ There is no parking available, so please use public transportation.

Reception Pick up list ● All entrants

<p>●Athlete bib (bib number)</p>  <p style="text-align: center;">JAAF General With Nickname</p>	<ul style="list-style-type: none"> ◎ The number of athlete bibs for registered Japan Association of Athletics Federations members is 2 (front and back), while non-registered members receive 1 (front). ◎ Once you receive your athlete bib, please verify on the spot that the printed name matches your own. ◎ Ensure that you fill in necessary details, including emergency contact information, on the back of the athlete bib. ◎ Please be mindful not to lose the athlete bib provided at the reception, as it cannot be reissued. Make sure to bring it with you on the day of the event. ◎ Those who sign up at the time of entry will receive an athlete bib with their nickname.
<p>● Safety pin</p> 	<ul style="list-style-type: none"> ◎ Athletes registered with the JAAF will receive two sets of four, and all others will receive one set of four.
<p>● Timing Chip/Twist tie</p> 	<ul style="list-style-type: none"> ◎ This type is to be attached to shoes. Please be sure to read the enclosed instructions. ◎ Timing chip is an important item for recording measurements. We will check the receiver to see if it is working properly. ◎ Please take the chip home with you after finishing the race, as you do not need to return it.
<p>● baggage tag</p> 	<ul style="list-style-type: none"> ◎ Please attach the sticker to your baggage tag. ◎ There will be no baggage tag stickers for those who selected "No Baggage Check" at the time of entry. Please pick up your original poncho after the finish.
<p>● 551 pork bun voucher</p> 	<ul style="list-style-type: none"> ◎ As a souvenir of participating in the full marathon, you will receive a "551 pork bun voucher". ◎ At 551 stores, it will be exchanged for 1 pork bun. * It is not included in the challenge run participants.
<p>● EXPO bag</p>  <p style="text-align: center;">EXPO bag Event Schedule Participation Information</p>	<p>● Event Schedule</p> <ul style="list-style-type: none"> ◎ Event information about the Osaka Marathon, including the participant list, is published. ● Information on participation <ul style="list-style-type: none"> ◎ Important information such as the schedule on the day of the tournament is described ● Information from the Event sponsors <ul style="list-style-type: none"> ◎ We will provide announcements (flyers, etc.) from each sponsoring company.
<p>● Plastic bag</p> 	<ul style="list-style-type: none"> ◎ Please put a plastic bag sticker on your plastic bag in the designated place in advance and bring it with you on the day of the event, so that you do not forget it. ◎ Athlete bibs must be presented when checking bag. ◎ The Bag cannot be taken out again once checked in. ◎ The Bag can only be checked in in the bag provided at the registration desk. ◎ We cannot be responsible for lost or damaged bag. please securely tie the drawstring of the bag's opening to prevent items from falling out. ◎ Valuables, fragile items, living creatures, long umbrellas, dangerous items, etc. cannot be checked in. Any suspicious baggage, etc. may be subject to inspection. ◎ There will be no baggage bags for those who choose "No Baggage Check" at the time of entry.
<p>● Seven colors Security Band</p> 	<ul style="list-style-type: none"> ◎ As part of security, you will be given a wristband at the reception. We appreciate your cooperation in wearing it until the day of the event. ◎ The color will be the charity color selected at the time of entry and cannot be changed.
<p>● Participation Prize T-shirt</p> 	<ul style="list-style-type: none"> ◎ The size selected during the entry cannot be changed. Manufactured by: Mizuno Corporation

■ Charity Goods List ● Only entry time

※Please pick up your charity goods at the "Charity Goods Exchange Point" at the registration desk and wear them on the day of the event.

<p>●Seven colors Charity T-shirts</p> 	<p>◎ The size and color selected during the entry process cannot be changed. Produced by: SHIZUCHAN from Nankai Candies Manufactured by: Mizuno Corporation</p>
<p>●Seven colors Charity Cap</p> 	<p>◎ The size is free size (approximately 58-60cm). ◎ The color selected during the entry cannot be changed. Manufactured by: Mizuno Corporation</p>
<p>●Charity windbreaker</p> 	<p>◎ The size selected during the entry cannot be changed. Manufactured by: Mizuno Corporation</p>
<p>●Seven colors Charity Arm Warmer</p> 	<p>◎ The color selected during the entry cannot be changed. Manufactured by: Mizuno Corporation</p>
<p>●Charity multi-pocket pants</p> 	<p>◎ The size selected during the entry cannot be changed. Manufactured by: Mizuno Corporation</p>

*Please note that some designs may change.

Osaka Marathon Supporters

The Osaka Marathon aims to be a safe and secure event where people support each other's lives. Those who have completed a lifesaving course are requested to wear the Osaka Marathon Heart Supporter emblem on their left chest or other parts of their body as a participant in the Osaka Marathon Heart Supporter program.

[Reception Period] February 23 (Fri., holiday) and 24 (Sat.), 2024 / 11:00-19:30

[Reception Location] Heart Supporter Reception, "Help Desk" in INTEX Osaka Hall No. 2

Please present any certificates or other proof of training related to lifesaving procedures or AED that you have. (Osaka Marathon PUSH training course certificate, general lifesaving training certificate, etc.)

